


TIPS ON MOVING DAY

Moving home can be a stressful business, particularly the final few days, so we've designed these tips to help reduce stress, assist the packers and ensure a trouble free experience on Moving Day.



GETTING READY

Lofts, cellars, garages, sheds etc should be cleared well in advance of Moving Day. Any items that are not being moved should be sold or disposed of prior to moving day. Alternatively, ensure you have clearly marked these items with "Do Not Pack" labels, which we supply. On Moving Day please advise the Foreman those items to be packed and those items remaining. Do not hesitate to confirm these instructions to ensure that your requirements are fully understood.

PERSONAL PACKING

If you would prefer to pack some of your own personal items, particularly clothing, books, DVDs, CDs etc please leave the cartons unsealed for the crew to inventory. If you wish to make a start before Moving Day then we will arrange to deliver a selection of cartons on a convenient date.

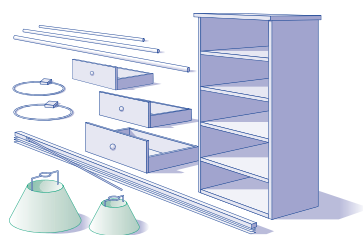



ACCESS

Driveways should be kept clear of vehicles and chattels wherever possible. If moving from an apartment block please arrange for use of the manual override key or for priority use of the lift.

DISCONNECTION

You should arrange for professional disconnection of your kitchen appliances and any other appliances connected directly to mains electricity, gas or water supply. Special attention should be paid to securing your washing machine drum, transit plates on a hi-fi turntable and any manufacturer's instructions relating to personal computer equipment. Please disconnect all other electrical items and bundle any trailing wires.




DISMANTLING

All fixtures and fittings should be dismantled prior to moving day, including self assembly furniture, shelving, cabinets, mirrors, towel rails, shower curtains, curtains, pelmets and blinds, light fittings etc. Screws and fittings should be taped to the item or set aside for wrapping.

KITCHEN APPLIANCES

You should drain water from kettles, steam irons, coffee makers, sterilizers and air conditioning units and cooking oil from deep fat fryers.



REFRIGERATORS

Fridges and fridge freezers should be thoroughly defrosted and dry prior to packing. Our packers will insert silica gel moisture absorbent sachets to prevent mildew from forming during transit.

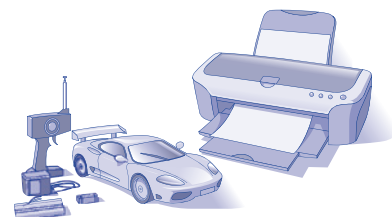


SOFT FURNISHINGS

Please strip beds, fold sheets and blankets and leave on the mattress for us to pack. Please do not fill drawers or cupboards with breakable or heavy items.

ELECTRICAL EQUIPMENT

Please remove ink cartridges from printers, software from disc drives and batteries from toys and appliances. Please do not dispose of original suppliers' boxes or packaging, if in good condition, as these will be re-used with the addition of extra internal padding, as required.

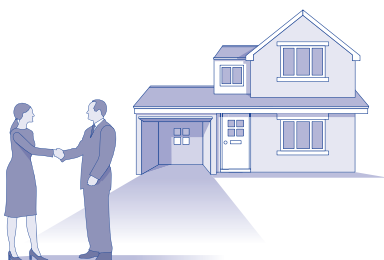


OUTDOOR EQUIPMENT

Many countries enforce strict quarantine regulations; it is essential that items that have come in to contact with soil are thoroughly cleaned e.g. garden tools, garden furniture, boots, bicycles, plant pots, sports and camping equipment and children's outdoor toys. Vacuum cleaner bags should be emptied or disposed of, cylinders should be thoroughly cleaned & filters replaced. You should drain down oil and fuel from lawn mowers, chain saws, motorcycles, go-karts etc and leave the caps off fuel tanks to allow fumes to evaporate.

PERSONAL LUGGAGE

Please ensure that any items you intend to accompany you are collated in one specific area of the property marked "Do Not Pack", taking particular care of passports, airline tickets, motor vehicle documents, driving licenses, medication and toiletries, laptops and mobile phones, jewellery and other valuables, cash, cameras, baby accessories and toys, clothing and luggage for the journey.



FINAL CHECK

Prior to departure our Foreman will wish to check each location with you to ensure all goods have been loaded and your property vacated to your complete satisfaction. Please check each room, including wardrobes and cupboards, and not forgetting the cellar, garage and other outdoor areas. Once you are satisfied you will be asked to sign a Job Completion form confirming that everything has been packed and removed as instructed. Please note that we charge for retrieving items from your consignment that should not have been packed.